

# Finance

The Finance Council monitors the financial gifts of parishioners used to maintain the programs, activities, and facilities of the parish and insures that proper parish budgets are established and followed. In addition, any significant financial expenditure is reviewed and approved by this body before disbursement. To this end, disbursement of Festival net proceeds, Silent Auction net proceeds, and 5th Sunday Sharing collections is reviewed. The use of parish savings and the proceeds of the capital campaigns are also monitored.

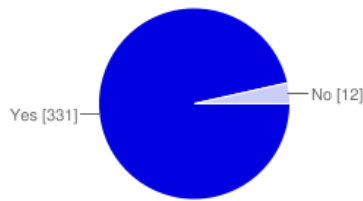
## Finance Council

### Finance Council (a) \*

Do you contribute financially to the parish for the support of the day to day operations of the parish?

Yes

No



Yes	<b>331</b>	96%
No	<b>12</b>	3%

### Finance Council (b)

\*If so, do you do so:

weekly

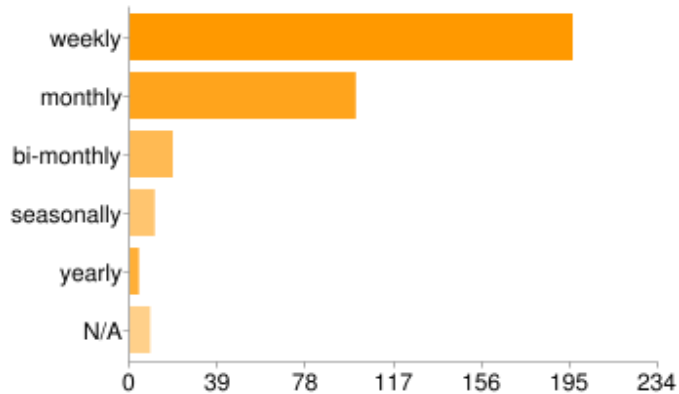
monthly

bi-monthly

seasonally

yearly

N/A




weekly	<b>196</b>	57%
monthly	<b>100</b>	29%
bi-monthly	<b>19</b>	6%
seasonally	<b>11</b>	3%
yearly	<b>4</b>	1%
N/A	<b>9</b>	3%

**Finance Council (c)**

\*St. Joseph Parish produces yearly financial reports. Do you find them useful?

- Yes
- No



Yes	<b>308</b>	89%
No	<b>28</b>	8%

**Finance Council (d)**

\*Our 5th Sunday Collection (collections that take place on months with 5 Sundays), is used for Christian outreach in our community. Should we continue this practice?

- Yes
- No

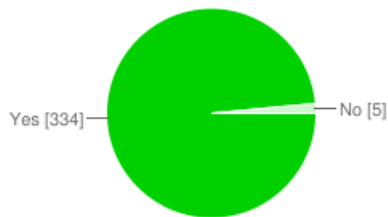


Yes	<b>313</b>	91%
No	<b>29</b>	8%

**Finance Council (e)**

\*Our primary sources of revenue for debt reduction are funds raised from the Parish Festival, proceeds from the Silent Auction and the Capital Campaign. Should we continue to use these funds in this manner?

- Yes
- No

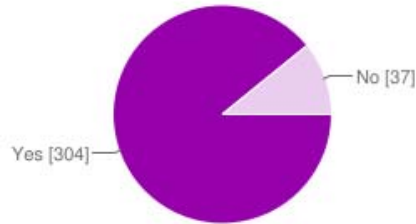


Yes	<b>334</b>	97%
No	<b>5</b>	1%

**Finance Council (f)**

\*Have you contributed to debt reduction by contributing to any of the Capital Campaigns?

- Yes
- No

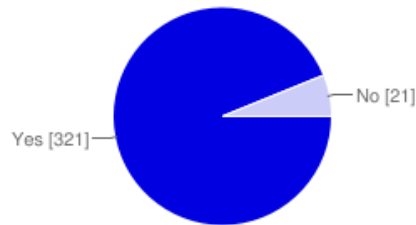


Yes	<b>304</b>	88%
No	<b>37</b>	11%

**Finance Council (g)**

\*Have you contributed to debt reduction through the Festival by purchasing or selling raffle tickets?

- Yes
- No

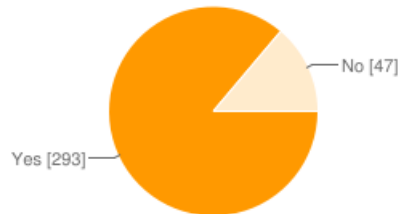


Yes	<b>321</b>	93%
No	<b>21</b>	6%

**Finance Council (h)**

\*Traditionally, the Festival Committee tithes 10% of the net proceeds to local charities. Should we continue this practice?

- Yes
- No

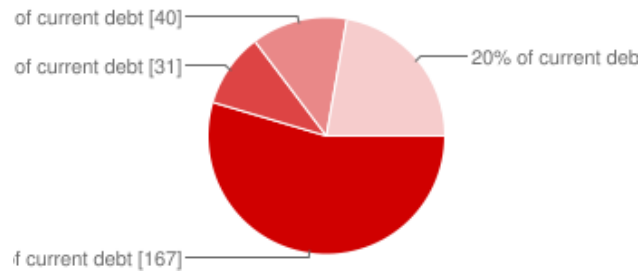


Yes	<b>293</b>	85%
No	<b>47</b>	14%

**Finance Council (i)**

\*We should continue our Capital Campaigns until the debt of \$3.16M is reduced to

- 0% of current debt
- 5% of current debt
- 10% of current debt
- 20% of current debt

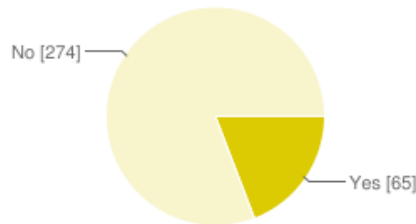


0% of current debt	<b>167</b>	48%
5% of current debt	<b>31</b>	9%
10% of current debt	<b>40</b>	12%
20% of current debt	<b>68</b>	20%

**Finance Council (j)**

\*Would you find it beneficial to have financial statements twice a year to give you an idea of the status of your giving?

- Yes
- No

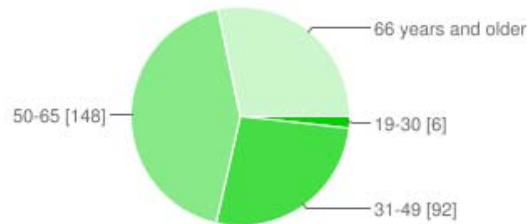


Yes	<b>65</b>	19%
No	<b>274</b>	79%

**Demographic Question 3**

\*What is your age?

- 19-30
- 31-49
- 50-65
- 66 years and older



19-30	<b>6</b>	2%
31-49	<b>92</b>	27%
50-65	<b>148</b>	43%
66 years and older	<b>97</b>	28%